

PORSCHE

**GT3 CUP CHALLENGE
SUISSE**

PORSCHE

**SPORTS CUP
SUISSE**

Results

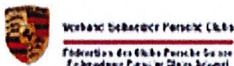
Misano 2018

Porsche Sports Cup Suisse

Porsche GT3 Cup Challenge Suisse

Porsche Drivers Challenge

25.-27. Oktober 2018



TAGHeuer
SWISS AVANT-GARDE SINCE 1860



BAUR au LAC
Vins

Lifestyle
Hotels



FEDERATION DES CLUBS PORSCHE SUISSE
CIRCUIT DE MISANO 25, 26 et 27 OCTOBRE 2018
Sports Cup / GT3 Cup Challenge / PDC / Cayman GT4 CS
Course 1 GT3 Cup Challenge (5d/5e)
Classement final officiel

Rang	Num	Pilote	Type	Groupe	Team	Club	Tours	Temps	Pénalité	Ecart	Vitesse	Temps	Tour	Vitesse
Groupe 5D														
1	31	BURKARD Gregor	991 GT3 Cup	5d	Sportec	PCZ	15	25:44.932		24.042	147.711	1:41.652	6	149.663
2	37	FISCHLI Dominik	991 GT3 Cup	5d	Amag First Rennspo		15	25:53.790	10.000	22.900	146.869	1:41.937	6	149.245
3	12	CASELLA Luca	991 GT3 Cup	5d	Borradori Motorsport	PCTI	15	25:59.607		38.717	146.321	1:42.997	4	147.709
4	21	BAGNOUD Cyrille	991 GT3 Cup	5d	ANT Performance	PCM	15	26:21.657		1:00.76	144.281	1:43.891	10	146.438
5	26	LONGA Giuliano	991 GT3 Cup	5d	Stadler Motorsport	PCZ	15	26:26.056		1:05.16	143.881	1:44.077	7	146.176
6	9	ARN Marc	991 GT3 Cup	5d	Widbergmotorsport		15	26:34.587		1:13.69	143.111	1:43.080	5	147.590
7	17	SCHMID Daniel	991 GT3 Cup	5d	ANT Performance		15	26:34.738		1:13.84	143.098	1:44.024	14	146.250
8	35	SCAPOZZA Matteo	991 GT3 Cup	5d	Borradori Motorsport	PCTI	15	26:51.065		1:30.17	141.647	1:45.333	8	144.433
9	25	HEGGLIN Peter	991 GT3 Cup	5d	Facht Auto Tech	PC Zug	5	9:15.509		10 Tr	136.933	1:43.669	2	146.751

Groupe 5E

1	14	KELLER Ernst	991 II GT3 Cup	5e	Sportec	PSCZ	15	25:20.890			150.046	1:39.900	2	152.288
2	15	SCZEPANSKY Andreas	991 II GT3 Cup	5e	QA Racing	D	15	25:22.704		1.814	149.867	1:40.369	5	151.576
3	8	CORRADINA Andreas	991 II GT3 Cup	5e	Sportec	I	15	25:28.349		7.459	149.314	1:40.318	3	151.653
4	41	SCHMIDT Roland	991 II GT3 Cup	5e		PCBA	15	25:35.279		14.389	148.640	1:41.050	4	150.555
5	6	NICOLAIDIS Manuel	991 II GT3 Cup	5e	Widbergmotorsport	CPGE	15	25:36.159		15.269	148.554	1:39.889	2	152.305
6	2	SACCHET Marco	991 II GT3 Cup	5e	ANT Performance	PC GR	15	25:40.034		19.144	148.181	1:41.359	4	150.096
7	3	SCHELLING Marc	991 II GT3 Cup	5e	ANT Performance	CPR	15	25:40.672		19.782	148.119	1:41.307	5	150.173
8	39	MONACO Stefano	991 II GT3 Cup	5e	Amag First Rennspo		15	25:46.297		25.407	147.580	1:40.987	2	150.649
9	23	WINKLER Thomas	991 II GT3 Cup	5e	Stadler Motorsport	PC Zug	15	25:46.486		25.596	147.562	1:40.900	3	150.778
10	38	GUNTHER Joachim	991 II GT3 Cup	5e	HMS	D	15	25:55.705	20.000	14.815	146.688	1:40.788	5	150.946
11	4	BITSCHNAU Benoit	991 II GT3 Cup	5e	ANT Performance	CPR	15	25:58.344		37.454	146.440	1:42.541	3	148.366
12	28	INDERBITZIN Ernst	991 II GT3 Cup	5e	Facht Auto Tech		15	26:14.879		53.989	144.902	1:42.773	4	148.031
13	22	KASPER Paul	991 II GT3 Cup	5e	Stadler Motorsport	PCZ	15	26:22.707		1:01.81	144.185	1:42.575	3	148.316
14	27	DOPPELMAYR Michael	991 II GT3 Cup	5e	PRE By Manthey	D	15	26:55.409		1:34.51	141.267	1:45.907	14	143.650

Sous réserve d'éventuelles vérifications techniques en cours ou d'incidents d'ordre sportif

N°37 : 10 SECONDES DE PENALITE - N°38 : 20 SECONDES DE PENALITE - TRACK LIMITS

Le président du jury

27.10.18 12:22

Stéphane Betticher

Heure d'affichage

Le responsable du chronométrage

Bob Di Carlo

FEDERATION DES CLUBS PORSCHE SUISSE
CIRCUIT DE MISANO 25, 26 et 27 OCTOBRE 2018
Sports Cup / GT3 Cup Challenge / PDC / Cayman GT4 CS
Course 2 GT3 Cup Challenge (5d/5e)
Classement final officiel

Rang	Num	Pilote	Type	Groupe	Team	Club	Tours	Temps	Pénalité	Ecart	Vitesse	Temps	Tour	Vitesse
Groupe 5D														
1	37	FISCHLI Dominik	991 GT3 Cup	5d	Amag First Rennspo		15	26:00.340		26.448	146.252	1:42.528	10	148.384
2	31	BURKARD Gregor	991 GT3 Cup	5d	Sportec	PCZ	15	26:07.222		33.330	145.610	1:42.674	9	148.173
3	12	CASELLA Luca	991 GT3 Cup	5d	Borradori Motorsport	PCTI	15	26:16.077		42.185	144.792	1:43.928	4	146.385
4	25	HEGLIN Peter	991 GT3 Cup	5d	Facht Auto Tech	PC Zug	15	26:16.348		42.456	144.767	1:42.770	12	148.035
5	21	BAGNOUD Cyrille	991 GT3 Cup	5d	ANT Performance	PCM	15	26:17.010		43.118	144.706	1:43.923	11	146.393
6	26	LONGA Giuliano	991 GT3 Cup	5d	Stadler Motorsport	PCZ	15	26:42.388		1:08.49	142.414	1:44.583	7	145.469
7	9	ARN Marc	991 GT3 Cup	5d	Widbergmotorsport		15	26:43.365		1:09.47	142.328	1:44.328	7	145.824
8	35	SCAPOZZA Matteo	991 GT3 Cup	5d	Borradori Motorsport	PCTI	15	26:57.967		1:24.07	141.043	1:45.468	8	144.248
9	17	SCHMID Daniel	991 GT3 Cup	5d	ANT Performance		15	27:10.206		1:36.31	139.984	1:44.111	6	146.128

Groupe 5E

1	14	KELLER Ernst	991 II GT3 Cup	5e	Sportec	PSCZ	15	25:33.892			148.774	1:41.342	3	150.121	
2	39	CALAMIA Mauro	991 II GT3 Cup	5e	Amag First Rennspo		15	25:37.832		3.940	148.393	1:40.772	7	150.970	
3	8	CORRADINA Andreas	991 II GT3 Cup	5e	Sportec	I	15	25:42.967		9.075	147.899	1:41.936	2	149.246	
4	6	NICOLAIDIS Manuel	991 II GT3 Cup	5e	Widbergmotorsport	CPGE	15	25:47.403			13.511	147.475	4	150.355	
5	23	WINKLER Thomas	991 II GT3 Cup	5e	Stadler Motorsport	PC Zug	15	25:47.682			13.790	147.448	1:42.075	12	149.043
6	15	SCZEPANSKY Andreas	991 II GT3 Cup	5e	QA Racing	D	15	25:48.300			14.408	147.390	1:41.998	2	149.155
7	3	SCHELLING Marc	991 II GT3 Cup	5e	ANT Performance	CPR	15	25:54.776			20.884	146.776	1:42.307	7	148.705
8	2	SACCHET Marco	991 II GT3 Cup	5e	ANT Performance	PC GR	15	25:57.117			23.225	146.555	1:42.462	7	148.480
9	38	GUNTHER Joachim	991 II GT3 Cup	5e	HMS	D	15	26:02.441			28.549	146.056	1:42.640	9	148.222
10	41	SCHMIDT Roland	991 II GT3 Cup	5e		PCBA	15	26:04.596	10.000		20.704	145.854	1:42.350	2	148.642
11	4	BITSCHNAU Benoit	991 II GT3 Cup	5e	ANT Performance	CPR	15	26:15.315			41.423	144.862	1:43.315	2	147.254
12	22	KASPER Paul	991 II GT3 Cup	5e	Stadler Motorsport	PCZ	15	26:15.572			41.680	144.838	1:43.579	5	146.879
13	28	INDERBITZIN Ernst	991 II GT3 Cup	5e	Facht Auto Tech		15	26:34.156		1:00.28	143.150	1:44.240	7	145.947	
14	27	DOPPELMAYR Michael	991 II GT3 Cup	5e	PRE By Manthey	D	14	25:39.592		1 Tr	138.342	1:47.387	3	141.670	

Sous réserve d'éventuelles vérifications techniques en cours ou d'incidents d'ordre sportif

N°41 : 10 SECONDES DE PENALITE CAUSE TRACK LIMIT

Le président du jury

22 10 2018 16h30

Stéphane Betticher

Heure d'affichage

Le responsable du chronométrage

Bob Di Carlo

FEDERATION DES CLUBS PORSCHE SUISSE
CIRCUIT DE MISANO 25, 26 et 27 OCTOBRE 2018
 Sports Cup / GT3 Cup Challenge / PDC / Cayman GT4 CS
Course 1 Cayman GT4 CS
 Classement final officiel

Rang	Num	Pilote	Type	Groupe	Team	Club	Tours	Temps	Pénalité	Ecart	Vitesse	Temps	Tour	Vitesse
1	229	TEIXEIRA Antonio	Cayman GT4 CS	3b	Sportec		15	26:42.979			142.362	1:46.111	6	143.374
2	228	KOCH Martin	Cayman GT4 CS	3b	Amag First Rennspo		15	26:43.608		0.629	142.306	1:45.900	3	143.660
3	221	RIVA Giacomo	Cayman GT4 CS	3b	Amag First Rennspo	PCTI	15	26:55.150		12.171	141.289	1:46.131	3	143.347
4	209	RENDULIC Leonard	Cayman GT4 CS	3b	Orchid Racing Team	CPGE	15	27:06.668		23.689	140.289	1:46.605	3	142.710
5	220	SCHETTY Patrick	Cayman GT4 CS	3b	Amag First Rennspo		15	27:07.601		24.622	140.208	1:47.382	3	141.677
6	204	BRAUCH Thomas	Cayman GT4 CS	3b	Amag First Rennspo	PCZ	15	27:10.293		27.314	139.977	1:47.249	2	141.853
7	218	HIRSCHI Pierre	Cayman GT4 CS	3b			15	27:13.224		30.245	139.726	1:47.399	6	141.654
8	219	OERTIG Benno	Cayman GT4 CS	3b	AP Racing		15	27:18.667		35.688	139.261	1:48.053	7	140.797
9	208	MOTTET Alexandre	Cayman GT4 CS	3b	Orchid Racing Team	CPGE	15	27:21.106		38.127	139.055	1:47.950	6	140.931
10	227	FRANCESCHETTI Alberto	Cayman GT4 CS	3b	Widbergmotorsport	PC WI	15	27:22.472		39.493	138.939	1:48.202	5	140.603
11	236	KRESSIG Renzo	Cayman GT4 CS	3b	Amag First Rennspo	PC WI	15	27:23.551		40.572	138.848	1:48.093	9	140.745
12	210	GRIMM François	Cayman GT4 CS	3b	Orchid Racing Team	CPGE	15	27:28.943		45.964	138.394	1:47.973	3	140.901
13	214	MISBACH Laurent	Cayman GT4 CS	3b	Orchid Racing Team	CPGE	15	27:29.449		46.470	138.351	1:47.112	2	142.034
14	223	DI BONA Michele	Cayman GT4 CS	3b	Amag First Rennspo	PCTI	15	27:31.163		48.184	138.208	1:48.346	7	140.416
15	232	SMILI Olivier	Cayman GT4 CS	3b	Sportec	PSCZ	15	27:32.088		49.109	138.130	1:48.265	10	140.521
16	212	BUGNA Jacques	Cayman GT4 CS	3b	Orchid Racing Team	CPGE	15	27:35.099		52.120	137.879	1:48.763	8	139.878
17	213	ROUSSEL Jean-Rémy	Cayman GT4 CS	3b	Orchid Racing Team	CPGE	15	27:46.313	10.000	53.334	136.951	1:48.406	2	140.339
18	231	CANTUSENO Marco	Cayman GT4 CS	3b	Amag First Rennspo	I	11	20:20.830		4 Tr	137.101	1:47.068	6	142.092
19	211	BELLO Emmanuel	Cayman GT4 CS	3b	Orchid Racing Team	CPGE	11	20:26.521		4 Tr	136.442	1:47.352	2	141.716

Meilleur tour: No 228 KOCH Martin 1:45.900 143.660 Km/h

Sous réserve d'éventuelles vérifications techniques en cours ou d'incidents d'ordre sportif

N°213 : 10 SECONDES DE PENALITE CAUSE TRACK LIMIT

Le président du jury

Stéphane Bellicher

Stéphane Bellicher

Heure d'affichage

Le responsable du chronométrage

Bob Di Carlo



FEDERATION DES CLUBS PORSCHE SUISSE
CIRCUIT DE MISANO 25, 26 et 27 OCTOBRE 2018
 Sports Cup / GT3 Cup Challenge / PDC / Cayman GT4 CS
 Course 2 Cayman GT4 CS
 Classement final provisoire

Rang	Num	Pilote	Type	Groupe	Team	Club	Tours	Temps	Pénalité	Ecart	Vitesse	Temps	Tour	Vitesse
1	229	TEIXEIRA Antonio	Cayman GT4 CS	3b	Sportec		15	26:46.933			142.012	1:46.595	3	142.723
2	228	KOCH Martin	Cayman GT4 CS	3b	Amag First Rennspo		15	26:51.732		4.799	141.589	1:46.618	7	142.692
3	209	RENDULIC Leonard	Cayman GT4 CS	3b	Orchid Racing Team	CPGE	15	27:02.041		15.108	140.689	1:47.232	6	141.875
4	204	BRAUCH Thomas	Cayman GT4 CS	3b	Amag First Rennspo	PCZ	15	27:03.002		16.069	140.606	1:47.348	4	141.722
5	214	MISBACH Laurent	Cayman GT4 CS	3b	Orchid Racing Team	CPGE	15	27:08.197		21.264	140.157	1:47.704	8	141.253
6	208	SALAMANCA Massimo	Cayman GT4 CS	3b	Orchid Racing Team	CPGE	15	27:17.032		30.099	139.401	1:48.094	3	140.744
7	218	HIRSCHI Pierre	Cayman GT4 CS	3b			15	27:18.224		31.291	139.299	1:48.085	7	140.755
8	219	OERTIG Benno	Cayman GT4 CS	3b	AP Racing		15	27:23.602		36.669	138.843	1:48.679	7	139.986
9	227	FRANCESCHETTI Alberto	Cayman GT4 CS	3b	Widbergmotorsport	PC WI	15	27:27.312		40.379	138.531	1:48.525	6	140.185
10	220	SCHETTY Patrick	Cayman GT4 CS	3b	Amag First Rennspo		15	27:28.014		41.081	138.472	1:47.984	14	140.887
11	232	SMILI Olivier	Cayman GT4 CS	3b	Sportec	PSCZ	15	27:30.807		43.874	138.237	1:48.229	10	140.568
12	212	DE ROTEN Jean-Blaise	Cayman GT4 CS	3b	Orchid Racing Team	CPGE	15	27:34.979	10.000	38.046	137.889	1:47.998	6	140.869
13	211	GACHET Christophe	Cayman GT4 CS	3b	Orchid Racing Team	CPGE	15	27:55.816	20.000	48.883	136.174	1:48.501	9	140.216
14	236	BUCHER Thomas	Cayman GT4 CS	3b	Amag First Rennspo	PC WI	15	27:59.940		1:13.00	135.840	1:50.237	3	138.008
15	210	GRIMM François	Cayman GT4 CS	3b	Orchid Racing Team	CPGE	15	28:11.207	30.000	54.274	134.935	1:48.795	6	139.837
16	213	ROUSSEL Jean-Rémy	Cayman GT4 CS	3b	Orchid Racing Team	CPGE	15	28:15.474	40.000	48.541	134.595	1:48.870	3	139.740

Meilleur tour: No 229 TEIXEIRA Antonio 1:46.595 142.723 Km/h


Sous réserve d'éventuelles vérifications techniques en cours ou d'incidents d'ordre sportif

PENALITES TRACK LIMITS N°212 = 10" - N°211 = 20" - N°210 = 30" - N°213 = 40"


Le directeur de course

Heure d'affichage

Le responsable du chronométrage

Marcello Cecillon


16:30

Bob Di Carlo




FEDERATION DES CLUBS PORSCHE SUISSE
CIRCUIT DE MISANO 25, 26 et 27 OCTOBRE 2018
 Sports Cup / GT3 Cup Challenge / PDC / Cayman GT4 CS
 Course Sports Cup Suisse
 Classement final officiel

Rang	Num	Pilote	Type	Groupe	Team	Club	Tours	Temps	Pénalité	Ecart	Vitesse	Temps	Tour	Vitesse
------	-----	--------	------	--------	------	------	-------	-------	----------	-------	---------	-------	------	---------

Groupe 4C

1	156	LANG Daniel	991 GT3 RS	4c	Sportec	PCZS	13	25:27.892						
2	152	JUNG Bernd	991 GT3 RS	4c	Amag First Rennspo		13	25:43.145		2 Tr	129.444	1:55.384	9	131.851
										2 Tr	128.164	1:55.144	12	132.126

Non-Partants

1	292	STENGEL Josef	997 GT3 Cup	5c	HMS	D								
---	-----	---------------	-------------	----	-----	---	--	--	--	--	--	--	--	--

Groupe 7A

1	289	HIRSCHMANN Michael	991 II GT3 Cup	7a	Fach Auto Tech		15	26:15.002		1:22.91	144.891	1:43.334	4	147.227
2	288	KLEIN Francesco	997 GT3 Cup	7a		D	15	26:15.297		1:23.21	144.864	1:43.349	5	147.206
3	287	PRESEZZI Valerio	991 GT3 Cup	7a	Amag First Rennspo		15	26:32.170		1:40.08	143.328	1:45.082	14	144.778
4	291	JOOS Peter	991 GT3 Cup	7a	Fach Auto Tech	PC Zug	14	25:49.015		1 Tr	137.500	1:44.676	11	145.339

Non-Partants

1	295	QUINZIO Enrico	991 II GT3 Cup	7a	Widbergmotorsport	I								
---	-----	----------------	----------------	----	-------------------	---	--	--	--	--	--	--	--	--

Groupe 7B

1	269	PFEFFERLE Christian	991 GT3 Cup R	7b	ANT Performance	CPR	15	24:52.086			152.942	1:38.121	5	155.049
2	270	CALDERARI Enzo	997 GT3 Cup R	7b	Stadler Motorsport		15	25:35.107		43.021	148.656	1:41.055	3	150.547
3	263	FLEISCHER Thomas	997 GT3 Cup R	7b	Fach Auto Tech	PC Zug	1	2:21.966		14 Tr	107.163			

Groupe 7C

1	161	SCHMID Eric	991 GT2 RS	7c	Orchid Racing Team	CPGE	14	26:11.749		1 Tr	135.511	1:50.652	6	137.490
---	-----	-------------	------------	----	--------------------	------	----	-----------	--	------	---------	----------	---	---------

Groupe 7CR

1	163	RANZI Guido	997 GT3	7cR	Amag First Rennspo	PCGR	13	25:27.316		2 Tr	129.493	1:53.657	9	133.855
---	-----	-------------	---------	-----	--------------------	------	----	-----------	--	------	---------	----------	---	---------

Sous réserve d'éventuelles vérifications techniques en cours ou d'incidents d'ordre sportif

Le président du jury



Heure d'affichage

Le responsable du chronométrage

17.10.18 15:31

Stéphane Betticher

Bob Di Carlo

FEDERATION DES CLUBS PORSCHE SUISSE
CIRCUIT DE MISANO 25, 26 et 27 OCTOBRE 2018
Sports Cup / GT3 Cup Challenge / PDC / Cayman GT4 CS
Course de régularité PDC
Classement final provisoire

Rang	Num	Pilote	Groupe	Type	Club	Référence	1. Tour	2. Tour	3. Tour	4. Tour	5. Tour	6. Tour	7. Tour	8. Tour	9. Tour	10. Tour	Trs	Tot. Points
1	717	SCHWALLER Robert	PDC	991 II GT3		1:53.353	1:53.881	1:53.027	1:53.481	1:53.586	1:53.844	1:52.431	1:53.799	1:53.436	1:53.489	1:52.564	10	4082
2	707	MEISTER Peter	PDC	991 GT3	CPR	1:54.453	1:55.456	1:54.136	1:54.877	1:54.332	1:53.961	1:55.398	1:54.474	1:53.450	1:54.553	1:53.895	10	4984
3	715	BUTLER Daniel	PDC	991 GT3		1:54.431	1:55.447	1:54.087	1:54.687	1:54.318	1:53.941	1:55.562	1:54.350	1:53.456	1:54.602	1:53.858	10	5160
4	714	AUER Sandra	PDC	718	PC	2:07.965	2:06.880	2:07.972	2:07.768	2:08.084	2:08.191	2:09.677	2:08.494	2:06.862	2:08.083	2:07.642	10	5419
5	719	ERIKSSON Tommy	PDC	997 GT3 RS	CP	2:00.639	2:01.560	2:01.006	2:01.223	2:01.155	2:00.952	2:00.217	1:59.845	2:00.051	1:59.673	2:00.716	10	5548
6	741	LOCANTO Diego	PDC	991 II GT3 RS	I	1:51.263	1:51.111	1:51.560	1:51.230	1:50.242	1:51.713	1:53.299	1:50.903	1:50.785	1:51.016	1:50.776	10	5561
7	727	SACCHET Walter	PDC	997 GT3 RS	PC	2:00.575	2:00.817	2:01.043	2:01.781	2:00.408	2:01.266	1:59.722	2:00.181	1:59.449	2:00.908	2:00.178	10	5877
8	765	GAFNER Peter	PDC	991 GT3	PC	2:01.482	2:02.471	2:02.804	2:02.206	2:00.727	2:01.202	2:01.619	2:00.774	2:00.985	2:01.671	2:00.363	10	6720
9	710	ROHR Arnold	PDC	996 GT3	PCZ	2:10.921	2:08.517	2:11.050	2:11.240	2:11.822	2:12.861	2:11.147	2:10.932	2:10.238	2:10.869	2:10.541	10	7045
10	736	KELLER George	PDC	991 II GT3		1:53.394	1:53.712	1:52.793	1:56.241	1:52.482	1:52.980	1:52.987	1:52.845	1:53.942	1:52.923	1:53.036	10	7425
11	763	GAFNER Barbara	PDC	996 GT3	PC	2:10.742	2:10.929	2:08.788	2:10.828	2:11.270	2:12.645	2:10.928	2:11.828	2:09.548	2:10.356	2:10.302	10	7950
12	756	KASER Bruno	PDC	991 GT3	PCZ	1:55.037	1:57.308	1:55.635	1:54.365	1:54.904	1:54.417	1:55.527	1:55.404	1:53.081	1:55.465	1:54.267	10	8305
13	721	HEINIGER Andreas	PDC	991 GT3 RS		1:56.231	1:57.359	1:56.871	1:57.663	1:56.505	1:54.880	1:55.986	1:56.840	1:56.396	1:54.359	1:55.459	10	8488
14	722	SCHAEFER Fritz	PDC	991 II GT3	PCZ	1:58.483	1:58.429	1:58.297	2:00.329	1:59.947	1:58.588	1:57.248	1:57.364	1:59.314	1:56.561	1:58.761	10	9040
15	728	CASTELLAZZI Francesc	PDC	991 II GT3		1:59.850	1:59.418	2:01.706	2:00.425	2:02.364	2:00.258	1:59.548	1:58.324	1:58.999	1:59.220	1:58.243	10	10701
16	745	FROLICH Rolf	PDC	991 GT3		1:58.353	1:57.455	1:59.969	2:00.824	1:59.520	1:57.948	1:58.006	1:57.109	1:58.826	1:57.108	1:56.773	10	11446
17	742	HAGMANN Peter	PDC	991 GT2 RS	PC	1:59.613	1:58.481	2:00.423	2:01.746	2:02.740	2:00.405	1:59.377	1:58.632	1:58.885	1:57.836	1:57.606	10	13723
18	764	GAFNER Eileen	PDC	Cayman GT4	PC	2:04.478	2:07.656	2:07.926	2:05.593	2:04.007	2:03.205	2:03.409	2:04.500	2:02.600	2:02.760	2:03.132	10	15518
19	720	PODAK Heinz	PDC	968 CS	PCB	2:30.852	2:28.395	2:31.983	2:32.041	2:33.106	2:33.782	2:32.186	2:30.846	2:28.847	2:28.646	2:28.689	10	17675
20	740	BUZZINI Carlo	PDC	997 Turbo	PCT	2:04.657	2:09.517	2:06.755	2:05.005	2:02.999	2:01.259	2:02.570	2:04.675	2:06.344	2:03.211	2:04.239	10	18018

Non-Partants

734	ROSSET Thierry	PDC	991 II GT3	CP														
738	MITTHEROFER Daniel	PDC	718 Caymann G															

Le directeur de course

Marcello Cecillon
Marcello Cecillon

Heure d'affichage

17:15

Sous réserve d'éventuelles vérifications techniques en cours ou d'incidents d'ordre sportif

Le responsable du chronométrage

Bob Di Carlo